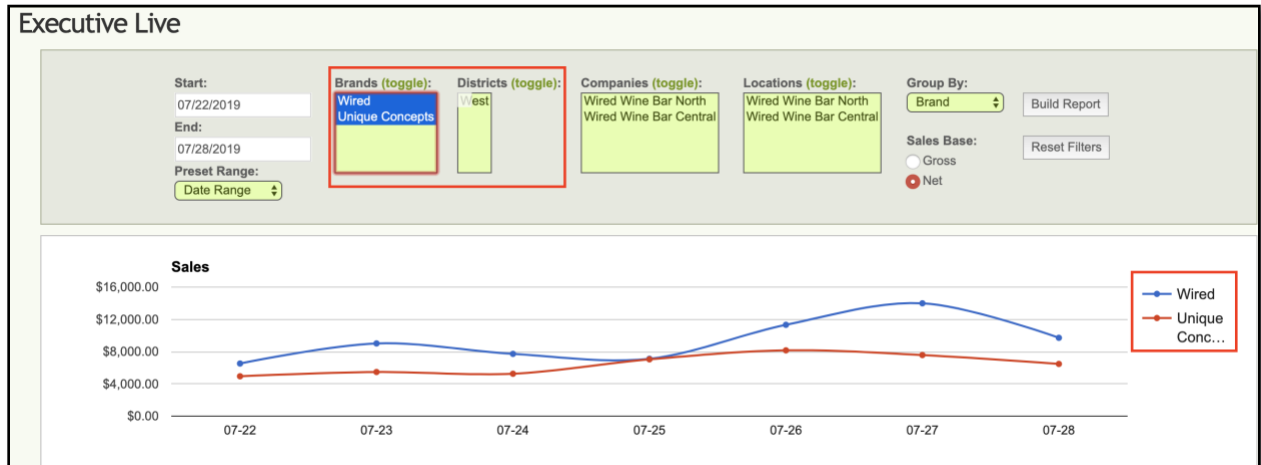




Districts & Brands

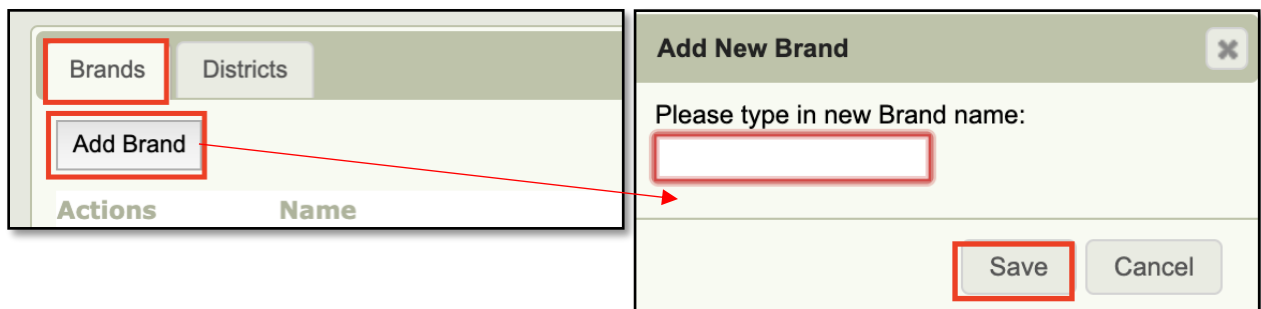
efish allows you to assign districts (or supervisors) and brands to each location which allows you to organize data by district/brand and easily compare performance across each district and each brand. Once you have set up your districts and brands in efish, use the Executive Live page to quickly generate reports comparing districts & brands as shown in the screenshot below. (*Executive Live how to available here*)



To create districts & brands navigate to **Administration > District/Brand Management**

Add Individual Brands:

1. In the **Brands Tab** click on the **Add Brand** button in the upper left.
2. In the pop-up enter the name of the Brand.
3. Click **Save.**



Delete Brands:

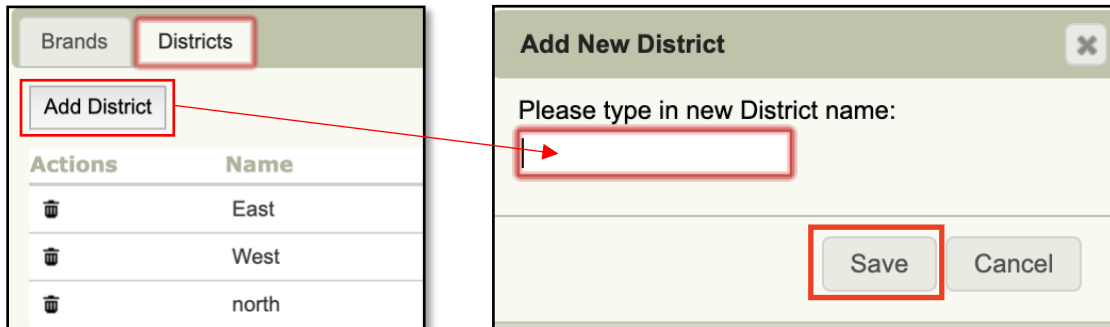
1. In the **[Brands Tab]** click on the **[Trash Icon]** under the **[Actions Column]** to the left of the brand name you wish to delete.
2. In the Pop-up click **[Delete]** to permanently delete that brand.



Add Individual Districts (supervisors):

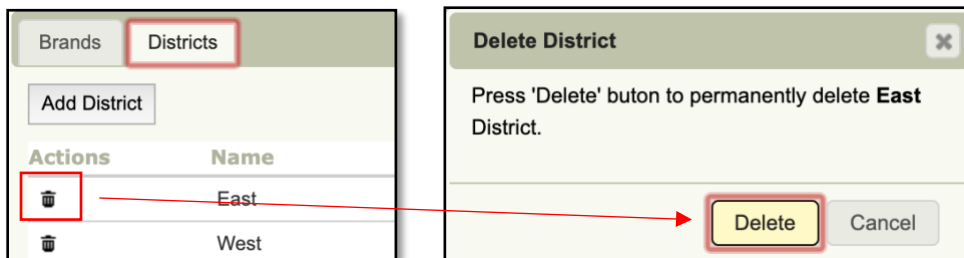
Note: Instead of districts you can enter Supervisors as districts if preferred.

1. In the **[Districts Tab]** click on the **[Add District]** button in the upper left.
2. In the pop-up enter the name of the District.
3. Click **[Save.]**



Delete Districts:

1. In the **[Districts Tab]** click on the **[Trash Icon]** under the **[Actions Column.]** to the left of the district name you wish to delete.
2. In the Pop-up click **[Delete]** to permanently delete that district.





Assign districts (supervisors) and brands to locations:

1. Navigate to **[Administration > Location Settings.]**
2. Select the desired Location from the **[Location Drop Down]** at the top of the page and click **[Go.]**
3. In the **[General Tab]** scroll down to the **[District/Brands Drop Downs.]**
4. Make your selections for district/brand.
5. Scroll to the bottom and click **[Submit Changes.]**

Location: Wired Wine Bar Central

General | Payments | Categories | Budgets | Items | Inventory | Labor | Paid Outs | Discounts | Custom Tracking | Cash Banks | Closed Days | Tips | Shifts

Name: Wired Wine Bar Central

Address:

City: Phoenix

State: AZ

Zip: 85251

Time Zone: Set Time Zone (optional)

Fax Number:

AP Import Email:

Brand: Unique Concepts

District: West