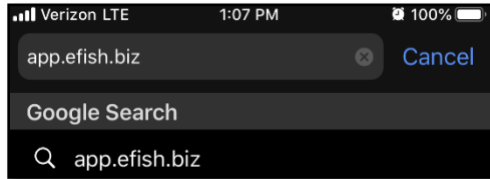



## How to Save app.efish.biz to your home screen: For iPhones

1. Open Safari (other browsers will not work for this on an iPhone)
2. Go to the URL: [app.efish.biz](http://app.efish.biz)



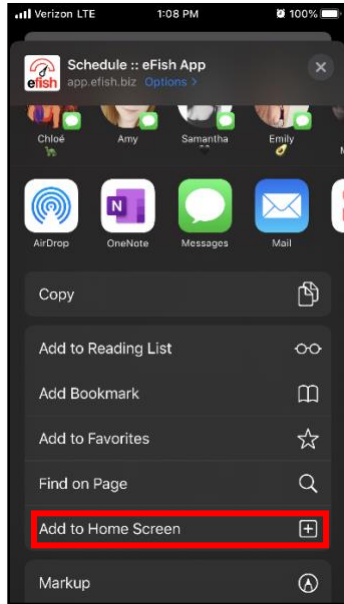
3. Log in using your email and password you created when you signed up (see *sign-up how to for assistance if you have never logged into app.efish.biz, or click forgot password link if you forgot your password but do know the email you used to sign up.*)



4. Click the **[Share Icon]** at the bottom of the screen.

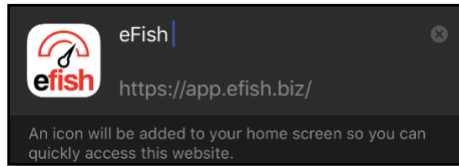


5. Scroll down until you see the option **[Add to Home Screen]**

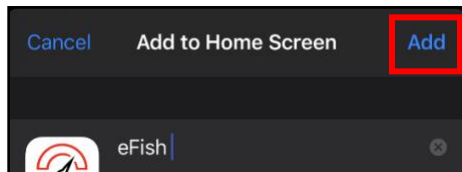


6. Click **[Add to Home Screen]**

7. You can change the name to whatever you wish here, "ShiftX" for example.



8. Click **[Add]** in the upper right corner of the screen



9. Done (you should now be able to launch ShiftX directly from the home screen as you would any app, this home screen shortcut will work just like the normal iPhone App Store App would)

