

efish "Control Tower" Solution Overview

Implement Intelligent Tools, Optimize Teams, Reduce Costs



Increase profits by 7%+ with 24/7 visibility to locations, estimated sales, labor costs & more. Get your schedule dialed in with efish!

Leverage Smart Scheduling with automated schedule intelligence.

Centralize employee resource management across the enterprise with shared employees.

Our messaging center makes it easy to communicate with your team, send team announcements by location, job type or individually, ensuring your team is always on the same page.



Easy Integration Across the Enterprise

efish Control Tower Integration creates total control over applications enterprise wide. Integration between restaurants, Point-of-Sale (POS), vendors and accounting reduces time, eliminates mistakes, and saves money.

Manage Operations, Accounting, and POS in One Place



Lower Food Costs Smart Inventory Management



Forecast Restaurant Inventory

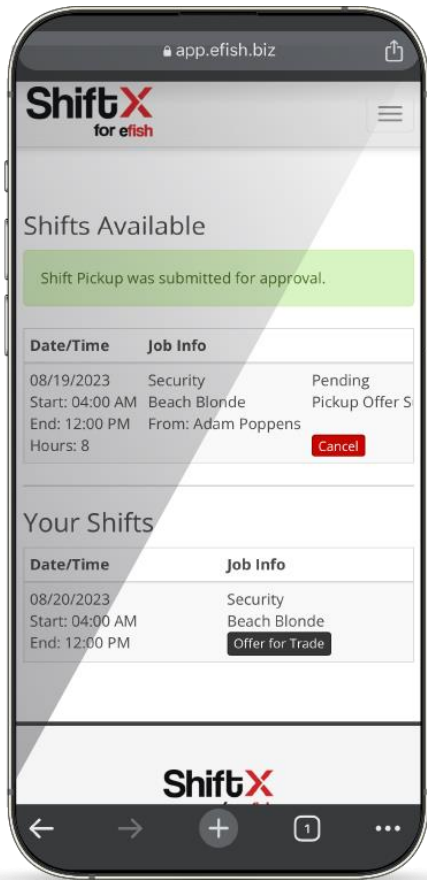
Accurately predict inventory demand with real-time tracking of inventory from ordering to depletion with historical data leveraged to generate predictive inventory forecasts. Built in audits provide detailed tracking of every product from procurement to consumption, including advanced tracking of waste at each restaurant.

"You just showed me what I spent 20 years trying to build and you are delivering it at a fraction of what I have spent (trying)."

-CFO, top-five QSR chain

efish "Control Tower" Solution Overview

Implement Intelligent Tools, Optimize Teams, Reduce Costs



Time Saving Scheduling Interface

Intelligent scheduling maximizes job productivity in a 100% web-based solution that delivers easy access to edit and manage schedules 24x7 from any browser, Approve Time-Off and Shift-Trades directly from your email.

Accurate Payroll Processing

Ensure pay rates, overtime and other critical cost and regulatory mandates are met. Exception alerts identify overages, differences, and variances in payroll time by location.

Shared Employee Tracking

Manage overtime, tips, productivity, and other critical employee data between locations. Merge records with all locations on staff to avoid violations and maintain ongoing local compliance.

Create Location Based Short P&L's

Share, view and manage short P&L's with key daily metrics on sales, costs, and daily profits without accessing the accounting system.

Short / Flash P&L														
12/27/2021 - 01/23/2022														
Company: Wind Wine Bar North Store: Wind Wine Bar North Fiscal Year: 2022 Period: Period 1 12/27/21														
Use POS Data For Labor														
Week 1	Week 2	Week 3	Week 4	Period										
Collapse/Expand All														
Income/Revenue	Budget %	Actual %	Var %	Budget	Actual	Variance	% Net	Budget %	Actual %	Var %	Budget	Actual	Variance	% Net
+ 4000 - Food & Beverage Income Subtotal		+100.0%	\$0.00	\$71,269.26	\$71,269.26	\$0.00	102.3%		+100.0%	\$0.00	\$284,237.75	\$284,237.75	\$0.00	105.2%
+ 4300 - Other Revenue Subtotal		+100.0%	\$0.00	\$798.00	\$798.00	\$0.00	1.1%		+100.0%	\$0.00	\$1,636.00	\$1,636.00	\$0.00	0.6%
+ 4310 - Retail Sales Subtotal		+100.0%	\$0.00	\$2,875.00	\$2,875.00	\$0.00	3.7%		+100.0%	\$0.00	\$5,092.50	\$5,092.50	\$0.00	1.9%
+ 4500 - Food & Beverage Discounts Subtotal		-inf%	\$0.00	\$(4,975.91)	\$(4,975.91)	\$0.00	-7.1%		-inf%	\$0.00	\$(20,720.30)	\$(20,720.30)	\$0.00	-7.7%
Total Net Income/Revenue				\$69,666.35	\$69,666.35	\$0.00					\$270,245.95	\$270,245.95	\$0.00	
COGS/Expenses	Budget %	Actual %	Var %	Budget	Actual	Variance	% Net	Budget %	Actual %	Var %	Budget	Actual	Variance	% Net
+ 5100 - Food COGS Subtotal		+100.0%	\$0.00	\$208.78	\$208.78	\$0.00	0.3%		+100.0%	\$0.00	\$208.78	\$208.78	\$0.00	0.1%
+ 5200 - Beverage COGS Subtotal		+100.0%	\$0.00	\$84.81	\$84.81	\$0.00	0.1%		+100.0%	\$0.00	\$(11.19)	\$(11.19)	\$0.00	0.0%
+ 5300 - Merchandise COGS Subtotal		0.0%	\$0.00	\$0.00	\$0.00	\$0.00	0.0%		0.0%	\$0.00	\$0.00	\$0.00	\$0.00	0.0%
+ 6000 - Labor Subtotal		+100.0%	\$0.00	\$10,096.07	\$10,096.07	\$0.00	14.5%		+100.0%	\$0.00	\$41,595.03	\$41,595.03	\$0.00	15.4%
+ 7000 - Controllable Expenses Subtotal		+100.0%	\$0.00	\$277.07	\$277.07	\$0.00	0.4%		+100.0%	\$0.00	\$277.07	\$277.07	\$0.00	0.1%
+ 8000 - Non-Controllable Expenses Subtotal		0.0%	\$0.00	\$0.00	\$0.00	\$0.00	0.0%		0.0%	\$0.00	\$0.00	\$0.00	\$0.00	0.0%
COGS/Expense Totals				\$5.00	\$10,668.73	\$10,668.73	+15.3%				\$0.00	\$42,669.88	\$42,669.88	15.6%
Profit/Loss				\$0.00	\$58,997.62	\$58,997.62	84.7%				\$0.00	\$228,176.26	\$228,176.26	84.4%

About efish

Every restaurant, every POS, every vendor, every accounting system, all in one place. Easy to see the latest on food, labor, inventory, and accounting. Reduce Food and Labor costs by 9% or more.

Integrate with Multiple Solutions



Technical Requirements

- 100% Web Based
- Any mobile device support, SAAS or On-Premises
- Zero IT, Zero Hardware, Zero Headache.



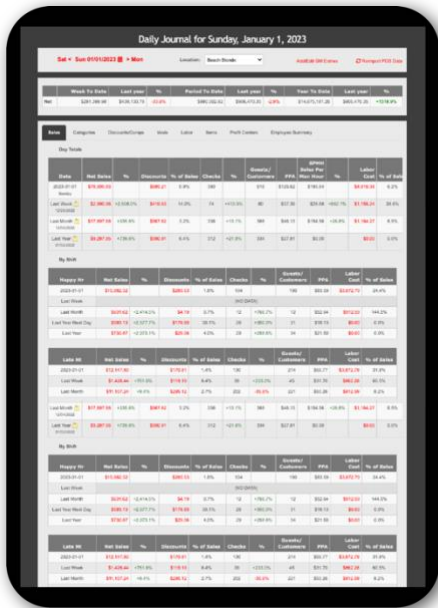
efish Accounting Solution Overview

Optimize AP with efish: Simplified, Integrated, Accurate, Intelligent Tools



Tightly Integrate with Accounting and POS Systems

Enterprise views provide real-time visibility to the entire workforce, with full integration to business systems including POS, Payroll, Time Clock and Biometric devices.



Simplify the Invoice Entry Process

Electronic input simplifies and expedites the invoice entry process, reducing costs and increasing accuracy. Invoice entry tools free resources by allowing multiple staff to review and enter invoices while using smart cost templates from prior invoice periods to save time.

"You just showed me what I spent 20 years trying to build and you are delivering it at a fraction of what I have spent (trying)."

-CFO, top-five QSR chain



Create Location Based Short P&L's

Share, view and manage short P&L's with key daily metrics on sales, costs, and daily profits without accessing the accounting system. The efish P&L syncs with your AP software to regularly pick up any changes made or additional accounts added, ensuring total accuracy.

Short / Flash P&L
03/22/2021 - 04/18/2021

Company: Wind Wine Bar North | Store: Wind Wine Bar North | Fiscal Year: 2021 | Period: Period 4 03/22/21

Collaps/Expand All	Budget %	Actual %	Var %	Budget	Actual	Variance	% Net	Budget %	Actual %	Var % (ac w)	Budget	Actual	Variance	% Net
Income/Revenue														
- 4100 - Food Sales		+100.0%		\$0.00	\$01,366.00	\$+1,366.00	53.4%			+100.0%	\$0.00	\$195,785.37	\$+195,785.37	54.1%
+ 4210 - Beer Sales Subtotal		+100.0%		\$0.00	\$7,855.16	\$+7,855.16	8.5%			+100.0%	\$0.00	\$30,574.29	\$+30,574.29	8.4%
- 4220 - Liquor Sales		0.0%		\$0.00	\$0.00	\$0.00	0.0%			0.0%	\$0.00	\$0.00	\$0.00	0.0%
- 4230 - Champagne/Wine		+100.0%		\$0.00	\$40,876.44	\$+40,876.44	44.1%			+100.0%	\$0.00	\$159,872.76	\$+159,872.76	44.1%
- 4300 - Beverage Sales Subtotal		+100.0%		\$0.00	\$48,731.60	\$+48,731.60	52.6%			+100.0%	\$0.00	\$196,247.07	\$+196,247.07	52.6%
+ 4000 - Food & Beverage Income Subtotal		+100.0%		\$0.00	\$100,119.60	\$+100,119.60	100.0%			+100.0%	\$0.00	\$286,032.44	\$+286,032.44	100.0%
+ 4300 - Other Revenue Subtotal		+100.0%		\$0.00	\$664.00	\$+664.00	0.7%			+100.0%	\$0.00	\$2,769.00	\$+2,769.00	0.8%
+ 4310 - Retail Sales Subtotal		+100.0%		\$0.00	\$565.00	\$+565.00	0.6%			+100.0%	\$0.00	\$3,844.00	\$+3,844.00	1.1%
+ 4500 - Food & Beverage Discounts Subtotal		-0.0%		\$0.00	\$-6,634.15	\$-6,634.15	-0.3%			-0.0%	\$0.00	\$-30,544.30	\$-30,544.30	-8.4%
Total Net Income/Revenue					\$92,694.45	\$92,694.45	100.0%				\$0.00	\$362,101.14	\$362,101.14	100.0%
COGS/Expenses														
+ 5100 - Food COGS Subtotal		0.0%		\$0.00	\$0.00	\$0.00	0.0%			0.0%	\$0.00	\$0.00	\$0.00	0.0%
+ 5200 - Beverage COGS Subtotal		0.0%		\$0.00	\$0.00	\$0.00	0.0%			0.0%	\$0.00	\$0.00	\$0.00	0.0%
+ 5300 - Merchandise COGS Subtotal		0.0%		\$0.00	\$0.00	\$0.00	0.0%			0.0%	\$0.00	\$0.00	\$0.00	0.0%
+ 6000 - Labor Subtotal		0.0%		\$0.00	\$0.00	\$0.00	0.0%			0.0%	\$0.00	\$0.00	\$0.00	0.0%
+ 7000 - Controllable Expenses Subtotal		0.0%		\$0.00	\$0.00	\$0.00	0.0%			0.0%	\$0.00	\$0.00	\$0.00	0.0%
+ 8000 - Non-Controllable Expenses Subtotal		0.0%		\$0.00	\$0.00	\$0.00	0.0%			0.0%	\$0.00	\$0.00	\$0.00	0.0%
COGS/Expense Totals				\$0.00	\$0.00	\$0.00	0.0%				\$0.00	\$0.00	\$0.00	0.0%
Profit/Loss				\$0.00	\$92,694.45	\$92,694.45	100.0%				\$0.00	\$362,101.14	\$362,101.14	100.0%

AP processing

Automate the AP process reducing hundreds of hours of data entry time with EDI and other feeds into suppliers for invoice images, costs, memorized transactions, purchase orders and more.

Memorize Transactions

Expedite the invoice approval process with auto-validated transactions to ensure validated pricing. Reduce the risk of excess costs with memorized transactions that compare prior contract prices to current invoices.



Real Time Accounting
 All Locations. Total Transparency.



Instant Daily G/L

Push journals to multiple accounting systems with one click saving 1000's of manual entries each period. Seamless AP Software Integrations including Sage & Quickbooks.

About efish

Every restaurant, every POS, every vendor, every accounting system, all in one place. Easy to see the latest on food, labor, inventory, and accounting. Reduce Food and Labor costs by 9% or more.

Integrate with Multiple Solutions



Cash Summary				Day Totals		Notes
Category	Debit	Credit				
Cash Payments Received (+)	\$1,255.48					
Cash From Reserves (+)	\$0.00		Payments Received	\$7,611.64		
Cash Tips Received (+)	\$0.00		Sales/Income	\$248.72	\$8,857.40	
Total Cash (+)	\$1,255.48		Gift Cards/Liabilities	\$93.60		
Deposits (-)	\$0.00		Taxes		\$652.01	
Cash Remains (+)	\$1,255.48		Totals	\$7,953.96	\$9,509.47	
			7100 - Cash Over and Short	\$1,555.51		

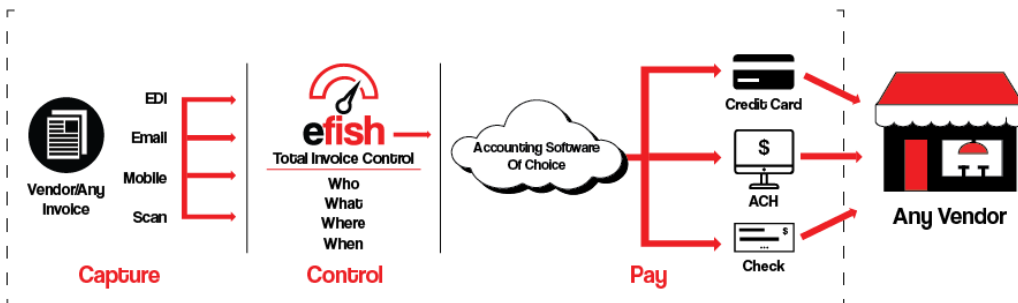
Category	Account	Debit	Credit
AMEX	1011 - WNB - AMEX	\$1,199.70	
Visa	1012 - WNB - VISA.MC.DISC	\$6,411.94	
Gift Card	2150 - Gift Card Liability	\$93.60	
Sales	4100 - Food Sales		\$4,455.75
Sales	4210 - Beer Sales		\$671.43
Sales	4230 - Champagne/Wine		\$3,480.28
Sales	4310 - Retail Sales		\$250.00
Discounts - Fortune Comp	4300 - Food & Beverage Discounts	\$248.72	
Sales Tax	2200 - Sales Tax Payable		\$652.01
Totals		\$7,953.96	\$9,509.47
	7100 - Cash Over and Short	\$1,555.51	

Multi-Unit Coding

Roll multiple companies under one organization to gain accurate visibility and expedite the distribution of costs across the organization with cost splits, percent allocations and unique rules that simplify the accounting process.

Technical Requirements

- 100% Web Based
- Any mobile device support,
- SAAS or On-Premises
- Zero IT, Zero Hardware, Zero Headache.



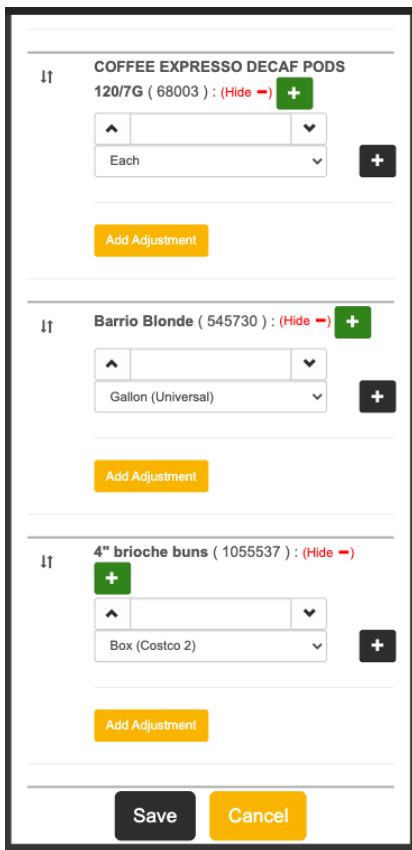
Inventory Management Service

Additional efish service that provides personal efish expert assistance with setting up your inventory system from start to finish and help with any questions that pop up!

Assistance working directly with your vendors as requested for integration set up.

Ability to schedule additional support calls or meetings.

Dedicated efish support team who will work with you and the development team to troubleshoot and resolve any issues should any arise.



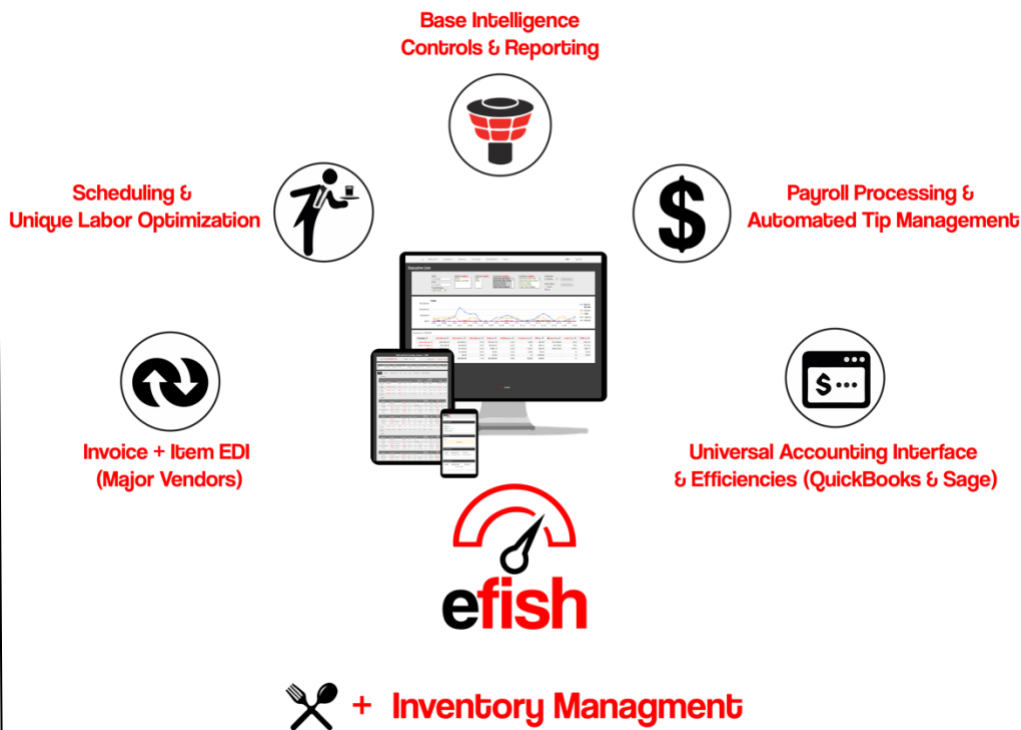
"You just showed me what I spent 20 years trying to build and you are delivering it at a fraction of what I have spent (trying)."

-CFO, top-five QSR chain



Easy Integration Across ALL Inventory Touchpoints

efish Control Tower Integration creates total control over applications enterprise wide. Integration between restaurants, Point-of-Sale (POS), vendors and accounting reduces time, eliminates mistakes, and saves money.



Forecast Restaurant Inventory

Enter your stores recipes and predict inventory demand with real-time tracking of ingredients from purchasing to sales with historical data leveraged to generate theoretical inventory forecasts. Built in audits provide detailed tracking of every product from procurement to consumption, including advanced tracking of waste at each restaurant.



Lower Food Costs Smart Inventory Management



Optimize Inventory Levels to Reduce Costs

Lower food cost with real time measurement of inventory turns. Reduce cash tied up in inventory by optimizing food costs. Lower inventory equals less waste, less spoilage, less theft, lower food costs and higher profits.

Manage Multiple Storage Locations

Simplify the management of multiple storage locations with consolidated tracking from procurement to consumption. Inventory can be viewed by company, store, and product across all storage locations.

Recipe Management

Integrate food costs with recipes, production methods, portion size, prep items, margins, and more to centralize recipes across your organization.

On Hand Inventory

Components

Filter: Location: Beach Blonde Storage: Unit 1

Category: Beer Company: All Vendor: All

Base Unit Or Price Line: Base Unit

Item Description	Location	Category	Count Date	Last Count	Unit	Adjustments	Transfer	Sales	Received	On Order	On Hand	Re-Order
Sam's Blonde	Beach Blonde	Beer	2023-10-16	2000	Fluid Ounce	3969.25	1664.13	0	0	0	7952.36	0
Half Light Draft	Beach Blonde	Beer	2023-10-16	6000	Fluid Ounce	0	0	0	3968	5952	8968	0
Subliner Bottle	Beach Blonde	Beer	2023-08-21	0.25	Each	0	0	0	0	0	0.25	95.75
Michelob Ultra Draft	Beach Blonde	Beer	2023-08-21	0.25	Fluid Ounce	0	0	0	0	0	0.25	0

Simplify PO and Invoice Management

Create Purchase orders to any vendor directly from efish for always accurate on hand numbers! Once the invoice comes in a GM can upload it directly to efish from their phone or you can have the vendor send it directly via EDI or a custom efish AP email you create. Once an invoice is coded in efish, POs are automatically updated and closed once fulfilled. All PO and Invoice historical data is logged and accessible in efish.

About efish

Every restaurant, every POS, every vendor, every accounting system, all in one place. Easy to see the latest on food, labor, inventory, and accounting. Reduce Food and Labor costs by 9% or more.

Integrate with Multiple Solutions



Technical Requirements

- 100% Web Based
- Any mobile device support,
- SAAS or On-Premises
- Zero IT, Zero Hardware, Zero Headache.



Simplify the Invoice Entry Process

Electronic Integration with vendors simplifies and expedites the invoice entry process, reducing costs and increasing accuracy. Invoices from major suppliers are automatically injected into the coding stage within efish AP Processing.



Easy Integration Across the Enterprise

Integration between restaurants, Point-of-Sale (POS), vendors and accounting reduces time, eliminates mistakes, and saves money.

"You just showed me what I spent 20 years trying to build and you are delivering it at a fraction of what I have spent (trying)."

-CFO, top-five QSR chain

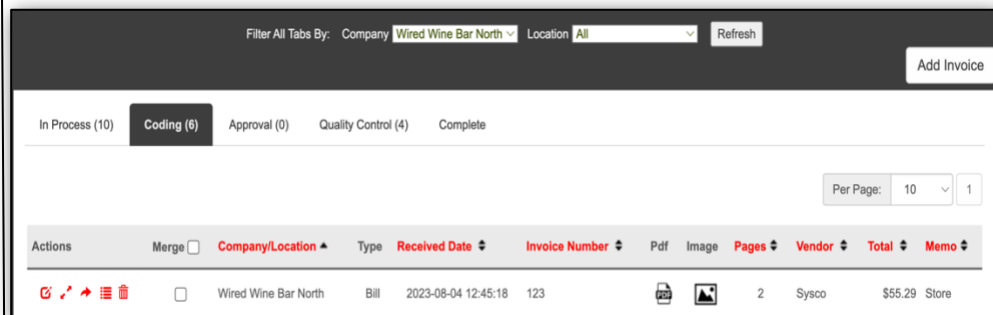
Integrated Vendor Management

Identify inventory, on order status, reconcile invoices, and other mission critical vendor interactions in real time with live integration to vendor systems that include item cost, quantities, invoice imaging, invoice details, and more without making a trip to the accounting software.



Invoice and Order Guide EDI

Automate the AP process reducing hundreds of hours of data entry time with EDI connected to your major suppliers with Order Guides and invoices with populate directly to efish daily.




Invoice EDI allows efish to Memorize Transactions

Expedite the invoice approval process with auto-validated transactions to ensure validated pricing. Reduce the risk of excess costs with memorized transactions that compare prior contract prices to current invoices.



Vendor Administration Across the Enterprise

Supplier Integrations across multiple restaurants allow you to easily manage inventory controls and items for vendors at each individual location or universally.



**Invoice + Item EDI
 (Major Vendors)**

Invoice/Pay Out Lookup

Company: Wired Wine Bar North
 Location: All
 Start Date: 07/26/2021 End Date: 10/26/2021
 Vendors: rhondas flowers, Shamrock, Southern Wine, Spec's, Sysco, U S Foods, Willie Ituli
 Operation Stage: Any (selected), Coding, Approval, Quality Control
 Include Types: All (selected), Invoices Only, Payouts Only
 Accounts: Income (4000 - Food & Beverage Income, 4100 - Food Sales, 4200 - Beverage Sales, 4210 - Beer Sales, 4211 - Bottled Beer, 4212 - Draft Beer, 4220 - Liquor Sales, 4230 - Champagne/Wine)

Date	Invoice #	Status	Vendor	Type/Memo	Amount
08/10/2021	429 Log ID: 6011	AP - Deleted	Sysco	Bill (unpaid) / 2000 - Accounts Payable	\$152.06
07/30/2021	397 Log ID: 5913	AP - Complete	Sysco	Bill (unpaid) / 2000 - Accounts Payable	\$749.39

Invoice Image History

Expand access across the enterprise with views into invoices, transactions and invoice images without opening the accounting system. View invoice history, costs, transactions, and invoice images (imported via EDI) at the store level in real time. Reduce review and audit time from 7 days out to immediate visibility.

VENDOR		DELIVER TO	
Contact Name	Paul	Contact Name	AIM IT Services
Company	Sysco	Company	Wired Wine Bar North
Address	777 We Love efish Way	Address	
City/State/Prv	PointBlank, AZ	City/State/Prv	Gilbert, AZ
Zip	85008	Zip	85251
Country	85008	Country	US
Phone	555556565	Phone	

Item ID	Description	Unit	Qty	Unit Price	Amount
4002994	SALT GRANULATED IODIZE ROUND	CS	2.00	\$15.84	\$31.68
2105823	EGG SHELL LARGE GR AA USDA WHT	CS	3.00	\$10.52	\$31.56
9008335	CHEESE MOZZARELLA LMPS SHRD	CS	2.00	\$72.16	\$144.32
Subtotal					\$207.56
Tax					
Shipping					
Total					\$207.56

About efish

Every restaurant, every POS, every vendor, every accounting system, all in one place. Easy to see the latest on food, labor, inventory, and accounting. Reduce Food and Labor costs by 9% or more.

Integrate with Multiple Solutions



Technical Requirements

- 100% Web Based
- Any mobile device support, SAAS or On-Premises
- Zero IT, Zero Hardware, Zero Headache.

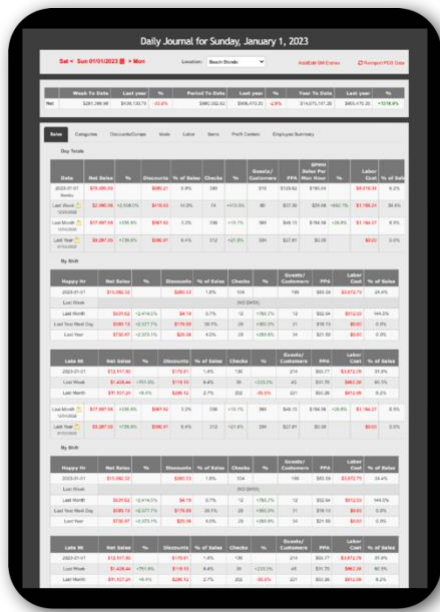


Powered by Point Blank Software



Tightly Integrate with POS Systems

Enterprise views provide visibility to the entire workforce, with full integration to business systems including POS, Payroll, Time Clock and Biometric devices.



Security Compliance

Centralize and manage sensitive payroll data with privacy, permissions, and secure documents.

"You just showed me what I spent 20 years trying to build and you are delivering it at a fraction of what I have spent (trying)."

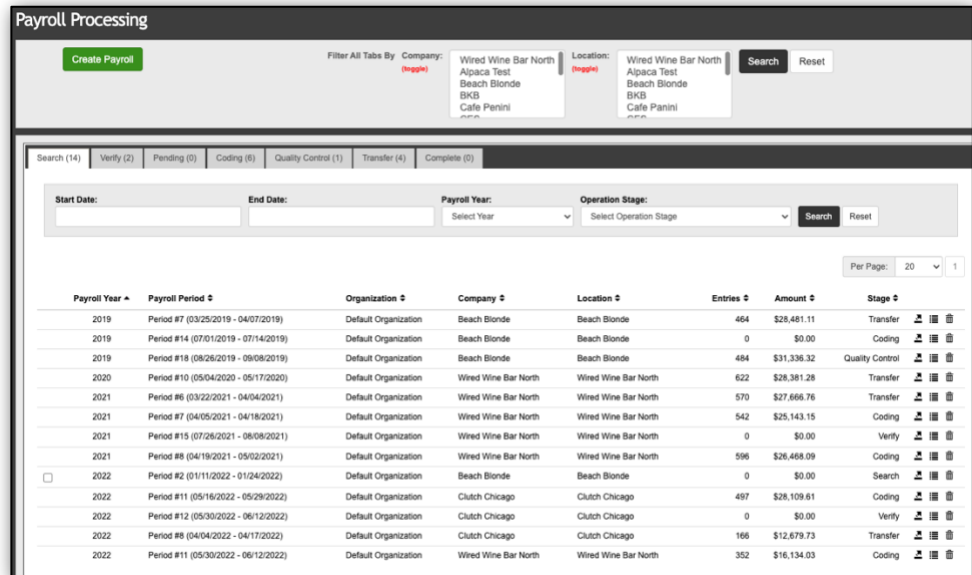
-CFO, top-five QSR chain

Payroll

Optimize Teams. Integrate. Simplify Compliance.

Accurate Payroll Processing

Ensure pay rates, overtime and other critical cost and regulatory mandates are met. Exception alerts identify overages, differences, and variances in payroll time by location.



Best Handbook Policies

Reduce risk with centralized handbook policies that are easily accessible and always up to date. Make it clear to any 3rd party everything is being done to communicate policies to employees.

Seamless Integration to Payroll Systems

Exports Formatted for your current payroll company.



Manage Labor Easier. More Productive.



Labor Security Compliance

Managing labor information and security across locations requires user level security protocols. Labor, payroll and system access are secured by each user. Audit trails are created for all critical transactions.

WARNING! Timeclock issues identified. One or more employee timeclock entries have no ending time, and are being excluded from any calculations. Labor numbers may not be accurate. Please correct the entries in your POS system and reimport the data. Or use Edit Labor to fix these now. Edit Labor

Sales: \$8,803.86

Category	Mon 05/03/2021				Week To Date				Period To Date			
	Hours	Payroll	% of Sales	SPMH	Hours	Payroll	% of Sales	SPMH	Hours	Payroll	% of Sales	SPMH
Training	12.9	\$98.81	1.1%		12.9	\$98.81	1.1%		76.2	\$573.80	0.3%	
Manager	7.6	\$57.00	0.7%		7.6	\$57.00	0.7%		69.4	\$520.27	0.3%	
Manager Hourly	0	\$0.00	%		0	\$0.00	0.0%		39.8	\$297.90	0.2%	
Sub-Totals:	20.5	\$155.81	1.8%	\$429.46	20.5	\$155.81	1.8%	\$429.46	185.4	\$1,391.97	0.8%	\$969.40
BACK												
Line Cook	92.3	\$982.32	11.2%		92.3	\$982.32	11.2%		1594.5	\$16,487.68	9.2%	
AM Server Assistant	7.3	\$53.20	0.6%		7.3	\$53.20	0.6%		178.1	\$1,292.89	0.7%	
BACK Sub-Totals:	99.6	\$1,035.52	11.8%	\$88.39	99.6	\$1,035.52	11.8%	\$88.39	1770.6	\$17,780.57	9.9%	\$101.51
Bar												
Bartender	37.4	\$178.48	2.0%		37.4	\$178.48	2.0%		668.5	\$3,239.07	1.8%	
Bar Sub-Totals:	37.4	\$178.48	2.0%	\$235.40	37.4	\$178.48	2.0%	\$235.40	668.5	\$3,239.07	1.8%	\$268.85
FRONT												
Server	68.8	\$320.02	3.6%		68.8	\$320.02	3.6%		1280.1	\$6,133.38	3.4%	
Host(ess)	17	\$153.30	1.7%		17	\$153.30	1.7%		289.7	\$2,671.20	1.5%	
PM Server Assistant	10.1	\$47.12	0.5%		10.1	\$47.12	0.5%		198.8	\$923.17	0.5%	
FRONT Sub-Totals:	95.9	\$520.44	5.9%	\$91.80	95.9	\$520.44	5.9%	\$91.80	1768.6	\$9,727.75	5.4%	\$101.62

Set Overtime Alerts

before overtime happens. Adjust schedules and reduce unnecessary costs by receiving system-generated alerts before overtime violations OCCUR.

Employee	Business Date	Start	End	Hours	Rate Type	Rate	Wage Total	W/H Tips	Paid Tips	Total
Brent Karlicek - Wired Wine Bar North	05/03/2021	06:53 PM	06:53 PM	0	Regular	\$ 0	\$0.00	\$0.00	\$0.00	\$0.00
Mark Venker - Wired Wine Bar North	05/03/2021	03:47 PM	11:23 PM	7.6	Overtime	\$ 5.29	\$40.20	\$0.00	\$0.00	\$40.20
Morgan Davis - Wired Wine Bar North	05/03/2021	03:49 PM	01:25 AM	9.6	Regular	\$ 0	\$0.00	\$0.00	\$0.00	\$0.00
Phillip Savittieri - Wired Wine Bar North	05/03/2021	07:56 AM	07:07 PM	11.18	Regular	\$ 0	\$0.00	\$0.00	\$0.00	\$0.00
Tory DeMarce - Wired Wine Bar North	05/03/2021	11:57 AM	11:58 AM	8.77	Regular	\$ 0	\$0.00	\$0.00	\$0.00	\$0.00
Manager Hourly										
PM SA										
PM Server Assistant										

About efish

Every restaurant, every POS, every vendor, every accounting system, all in one place. Easy to see the latest on food, labor, inventory, and accounting. Reduce Food and Labor costs by 9% or more.

Integrate with Multiple Solutions



Technical Requirements

- 100% Web Based
- Any mobile device support, SAAS or On-Premises
- Zero IT, Zero Hardware, Zero Headache.



Scheduling

Implement Intelligent Schedules, Optimize Teams, Reduce Costs



Increase profits by 7%+ with 24/7 visibility to locations, estimated sales, labor costs & more. Get your schedule dialed in with efish!

Leverage Smart Scheduling with automated schedule intelligence.

Centralize employee resource management across the enterprise with shared employees.

Our messaging center makes it easy to communicate with your team, send team announcements by location, job type or individually, ensuring your team is always on the same page.



"You just showed me what I spent 20 years trying to build and you are delivering it at a fraction of what I have spent (trying)."

-CFO, top-five QSR chain



Smart Scheduling Templates

Smart Scheduling templates minimize labor costs by allowing you to build a schedule based on a previous week's actual time punches with the push of a button. Easily tweak and save any schedule you build as a template with or without employees for future use.

Role	4AM	5AM	6AM	7AM	8AM	9AM	10AM	11AM	12PM	1PM	2PM	3PM	4PM	5PM	6PM	7PM	8PM	9PM	10PM	11PM	12AM	1AM	2AM	3AM	4AM
Security																									
Alexandro Castanon																									
Ben Hall																									
Wages (Management)																									

Reduce Costs with Automated Scheduling

Manage shifts by defining Labor Goals and Compare against your Current Schedule, Historical Sales, and other metrics efish uses to drive schedules, Configure the current schedule to match historic average, schedule, and optimize your time by using actual POS time punches to quickly build your schedule from.

Category	Projected Sales	Labor Budget	Schedule	Total \$	% of Projected Sales	% of Difference
Projected Sales Bas						
Projected Sales	\$81,500.38					
Labor Budget	\$18,156.11	21.6%				
Schedule	\$2,015.84	2.5%	-19.1%			

Employees	Mon 04/05/2021	Tue 04/06/2021	Wed 04/07/2021	Thu 04/08/2021	Fri 04/09/2021	Sat 04/10/2021	Sun 04/11/2021
17	\$17,496.95	\$17,295.51	\$11,422.60	\$6,799.30	\$13,174.03	\$9,359.35	\$9,293.56
24	\$4,314.24	\$4,272.88	\$2,512.97	\$1,241.88	\$1,933.07	\$1,676.50	\$2,544.58
36	\$35.96	\$132.08	\$300.00	\$300.00	\$300.00	\$1,795.10	\$500.00
48	8.0 hrs	16.0 hrs	8.0 hrs	0.0 hrs	0.0 hrs	288.0 hrs	0.0 hrs

Time Saving Intelligent Scheduling Interface

Intelligent scheduling maximizes job productivity in a 100% web-based solution that delivers easy access to edit and manage schedules 24x7 from any browser, Approve Time-Off and Shift-Trades directly from your email.

Scheduling

Implement Intelligent Schedules, Optimize Teams, Reduce Costs

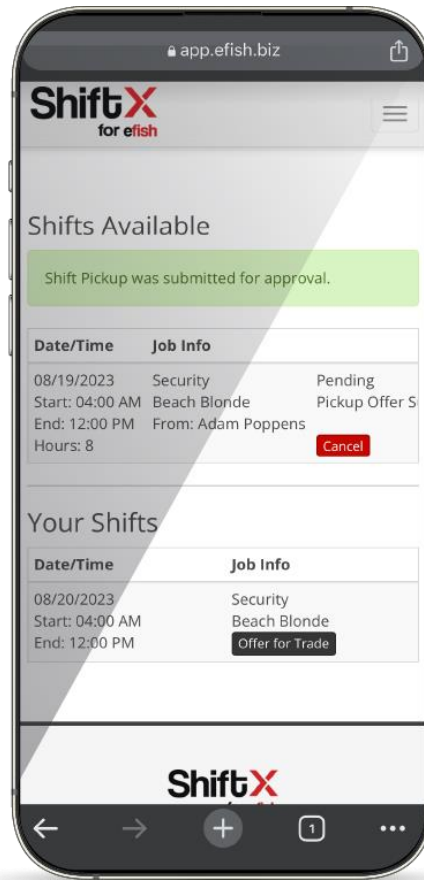


The ShiftX App by efish Empowers Employees

24/7 Schedule Access - Employees can easily access and manage their schedules via the ShiftX app which is available for both android and IOS.

Receive push notifications when schedules are posted or updated and when requests are approved or denied.

Employees can submit Time-off and Availability Change Requests, place shifts up for trade and submit shift-trade pick up requests directly to management for any available shifts they wish to pick up matching with a matching job code.



About efish

Every restaurant, every POS, every vendor, every accounting system, all in one place. Easy to see the latest on food, labor, inventory, and accounting. Reduce Food and Labor costs by 9% or more.

Integrate with Multiple Solutions



Front of House (Published on 08/19/23 04:52 PM by AIM IT Services)	16.0 hrs / \$162.00	22.0 hrs / \$246.00	8.0 hrs / \$96.00	22.0 hrs / \$246.00	8.0 hrs / \$96.00	22.0 hrs / \$246.00	8.0 hrs / \$96.00
Abner Lopez 3.0 / \$30.00 Available Jobs: Security							
Adam Poppens 32.0 / \$384.00 This Part-time employee is scheduled for more than 30 hours	Security 04:00AM - 12:00PM Example: 8 OH\$96.00	Unavailable Wednesdays from 01:00AM to 01:59PM (excluding Bar Back) Available Wednesdays from 01:00AM to 01:59PM (excluding Bar Back)	Security 04:00AM - 12:00PM Example: 8 OH\$96.00	Unavailable Sundays all day (I cannot work Sundays Due to Church with my Family)(for Security) Available Sundays all day (I cannot work Sundays Due to Church with my Family)(for Bar Back)	Security 04:00AM - 12:00PM Example: 8 OH\$96.00	Unavailable Sundays all day (I cannot work Sundays Due to Church with my Family)(for Security) Available Sundays all day (I cannot work Sundays Due to Church with my Family)(for Bar Back)	Security 04:00AM - 12:00PM Example: 8 OH\$96.00

Share Employees Across Locations

Manage and share employees across restaurant locations and across different job codes. Track overtime and other state and local regulatory requirements as well as productivity across multiple locations.

Employees (Published on 08/19/23 04:52 PM by AIM IT Services)	Day Shift	Tue 08/15/2023	Wed 08/16/2023	Thu 08/17/2023	Fri 08/18/2023	Sat 08/19/2023	Sun 08/20/2023	Mon 08/21/2023
Corporate (Published on 08/19/23 04:52 PM by AIM IT Services)								
Frank Moraga 35.0 / \$350.00	morning (04:00AM - 03:00PM)						Maintenance 04:00AM - 02:00PM	Maintenance 04:00AM - 02:00PM
Front of House (Published on 08/19/23 04:52 PM by AIM IT Services)								
Adam Poppens 32.0 / \$384.00	morning (04:00AM - 03:00PM)	Security 04:00AM - 12:00PM		Security 04:00AM - 12:00PM		Security 04:00AM - 12:00PM		Security 04:00AM - 12:00PM
Alexandro Calderon 34.0 / \$340.00	morning (04:00AM - 03:00PM)		Security 04:00AM - 12:00PM		Security 04:00AM - 12:00PM		Security 04:00AM - 12:00PM	Security 04:00AM - 12:00PM
Ben Hall 32.0 / \$384.00	morning (04:00AM - 03:00PM)	Security 04:00AM - 12:00PM		Security 04:00AM - 12:00PM		Security 04:00AM - 12:00PM		Security 04:00AM - 12:00PM
Madison Hinkle 16.0 / \$160.00	morning (04:00AM - 03:00PM)		Bartender 04:00AM - 10:00AM		Bartender 04:00AM - 10:00AM		Bartender 04:00AM - 10:00AM	
Kitchen Employees (Published on 08/19/23 04:52 PM by AIM IT Services)								
Danielle Barber 36.0 / \$360.00	morning (04:00AM - 03:00PM)	Line Cook 04:00AM - 10:00AM	Line Cook 04:00AM - 10:00AM	Line Cook 04:00AM - 10:00AM	Line Cook 04:00AM - 10:00AM	Line Cook 04:00AM - 10:00AM	Line Cook 04:00AM - 10:00AM	Line Cook 04:00AM - 10:00AM

Technical Requirements

- 100% Web Based
- Any mobile device support, SAAS or On-Premises
- Zero IT, Zero Hardware, Zero Headache.





efish Pricing Guide

Setup Fees Per Location	
One-time setup fee	\$500
Inventory setup fee (includes 10 hours training/support) <i>(An additional 10-hour block of support hours can be purchased as needed for \$1200)</i>	\$1500
Tip rules setup fee	Varies

Module Monthly Subscription Fees	Standard	Auto EFT/ACH	Pre-Paid Annually
Base Control Tower with Intelligent Reporting	\$125	\$112.50	\$100
Scheduling	\$125	\$112.50	\$100
Payroll & Automated Tip Management	\$125	\$112.50	\$100
Integrated Accounting (QuickBooks, Sage, etc.)	\$125	\$112.50	\$100
EDI with Major Suppliers (Shamrock, Sysco, etc.)	\$125	\$112.50	\$100
Inventory Management	\$125	\$112.50	\$100
Full efish suite (Maximum for all 5 modules above)	\$450	\$405	\$360

Inventory Management Service	Annually
<i>(Does not include physical inventory taking and/or ordering responsibilities)</i>	
First Location	\$6000
Each additional Location	\$3000

